







POST GRADUATE INSTITUTE OF CHILD HEALTH

बाल चिकित्सा एवं स्नातकोत्तर शैक्षणिक संस्थान

Sector-30, Noida, G.B. Nagar (U.P.) सेक्टर-30, नोएडा, गौतमबुद्ध नगर (उ.प्र.) Website: www.ssphpgtinoida.ac.in

An Autonomous Institute under Government of U.P. / उत्तर प्रदेश सरकार का स्वायत्तशासी संस्थान

Name Subhan Di Age/Sex 1.6 yr/M Regn. No. 479222

21 Aug 24
27-9-24

Alveolar RMS, very high milk group H
Post 9 cycles IVA / IVA Do
Being planned for local radiation.
Not started yet because of financial
constraints
Due for Vinorelbine / Cyclophosphamide
maintenance.

O/E:

① posterior neck
fullness (+).
Rest s/e. wnl.

Adv:

- further plan to be discussed in MDT.
- R/V on 28/08/24.
- Sy. Clotrimazole (40mg/5ml) 6ml OD (Mon/Wed/Fri) *Silky*
- Clotrimazole MP 1-1-1

ऑनलाइन पीडीएफ को स्कैन करें और भेजें।



24x7 Emergency Contact No. 0120-2458000

29 Aug 2019
WT 9.8 kg
JMO

Subhan Ali

Alv. Pms (Neck)
High risk Group 1. (in PRSIS protocol)

- No @ posterior neck Swelling ⊕
- No fever, no other complaints

dx @ Posterior neck - ~ 2x3cm Swelling

Plan -
Radiotherapy (local)

(D need Antibiotic)

Admit in 4th floor PHO





POST GRADUATE INSTITUTE OF CHILD HEALTH

बाल चिकित्सा एवं स्नातकोत्तर शैक्षणिक संस्थान

SECTOR-30, NOIAD, G.B. NAGAR, (U.P.) / सेक्टर-30, नोएडा, गैबनगर, (उ.प्र.) Website: www.esphpgtinoida.ac.in

An Autonomous Institute under Government of U.P. / उत्तर प्रदेश सरकार का स्वायत्तशासी संस्थान

6/1/2023

Name

Sydhwan Ali

Age/Sex

1.6y/m

Regn. No.

479272

22/July/24
01. 9.215

(47)

ANU RMS

Cycle 8 Day 12

no fever

CBC

T. Colormoxazole
Cloxmoxazole.

R/A Intk.

29/7/24

ll

Q.2 | $\frac{8200}{4100}$ | 1.45L

Q-120 of 1200

~~Q-120 of 1200~~ D19

29/7/24 (Pho)

Alveolar RMCs

2 bpm

Side & Dia

Due.

No fresh complaints

Came earlier by 2-3 days

Vitals stable

Due for chemo on 01/08/24.

No mucositis

on set

Adv:

- To get admitted on ~~01/08/24~~ for chemotherapy.

- CBC, L. Eit, SGPT, Creatinine, Na/K.

Silky

12 Aug 24 (M)

Wed - 9:30g

(20)

Subram Ali

Pending local Alveolar RMC. Cycle 9 day 12 today
~~Due for~~ RT
Due for No maintenance/fever/mucositis in interim.

O/E: Swelling @ upper eyelid
(fell down yesterday)

No LOC/ENT bleed.

Adv.

- Symp. Ceftriaxone (4amp/5ml) 6ml OD (M/F/E)
- Ceftriaxone IM 10-10-10
- Rxv 1 week (20/08/24)

Silky



DEPARTMENT OF PEDIATRIC HEMATOLOGY ONCOLOGY
POST GRADUATE INSTITUTE OF CHILD HEALTH
NOIDA

NAME: Subaan Ali

DOA: 29/07/24

Weight: 9.5 kg

AGE: 1 years

DOD: 5/08/24

Height: 92cms

SEX: MALE

CR NO: 981162300479272

BSA: 0.49 m²

DIAGNOSIS:

Alveolar RMS, Very High Risk Group II

Admitted for Cycle 9 IVA


Discharge on Cycle 9 Day 5

DISCHARGE ADVICE:


- Syb Cotrimoxazole (40mg/5ml) 6ml once a day (Mon/Wed/Fri)
- Clotrimazole Mouth paint 1 drop thrice a day
- Syrup Lactulose 10ml once a day
- Plenty of fluids
- Hygiene as explained
- Bathe daily, brush teeth twice a day
- No crowded places/ no outside food allowed

- In case of fever/ bleeding/ vomiting / tiredness to come to Emergency immediately

To follow as advised in the in Department of PHO OPD on 12/8/24 (Room no 1, Specialized OPD, First floor, PGICH) or earlier SOS.

Discharge counselling done by: 

Dr Neha
Senior resident


Dr Eby/ Dr Hari/ Dr Aditi/ Dr Sudipto
Fellow in PHO

Dr Nita/ Dr Silky/ Dr Anuj/ Dr Archit
Consultant In Charge

Department of Pediatric Hematology Oncology,
PGICH, Noida



DEPARTMENT OF PEDIATRIC HEMATOLOGY ONCOLOGY
POST GRADUATE INSTITUTE OF CHILD HEALTH
NOIDA

CASE SUMMARY

Subhan Ali is a 1-year-old boy, is a case of Alveolar RMS on chemotherapy. Child was admitted for Cycle 9 IVA chemotherapy. Child was stable at the time of admission.

DEVELOPMENTAL HISTORY: Developmentally normal

PAST HISTORY: On chemotherapy.

EXAMINATION

On admission, febrile, HR 112/min, RR 24/min, BP:100/66 mm of Hg, No Pallor, no icterus, No LAP, Throat: NAD, P/A: soft, BS+, No Hepatosplenomegaly, RS- b/l air entry good, CVS. L/e neck swelling decreased.

HOSPITAL COURSE

Child was admitted and evaluated. Cycle 9 chemotherapy (Ifosfamide, Actinomycin, Vincristine) was started on 1/8/24. Child tolerated chemotherapy well with no features of febrile neutropenia, CINV or mucositis. He is accepting oral feeds and is presently hemodynamically stable and is being discharged with advice to follow up in PHO OPD.

PROCEDURES:

NIL

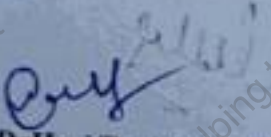
INVESTIGATIONS:

CBC, SGPT, Creatinine

TREATMENT GIVEN:

PRBC, week 9 IVA, Supportive care

Dr Neha
Senior resident


Dr Eby/ Dr Hari/ Dr Aditi/ Dr Sudipto Dr Nita/ Dr Silky/ Dr Anuj/ Dr Archit

Fellow in PHO

Consultant In Charge

Department of Pediatric Hematology Oncology,
PGICH, Noida



POST GRADUATE INSTITUTE OF CHILD HEALTH (PGICH) NOIDA

SECTOR 20 NOIDA, NOIDA-201303, UTTAR PRADESH, INDIA
PHONE: 91202000000



BILLING SERVICES RECEIPT
IPD FINAL BILL (DETAILED)

NAME: SUSRAN AU		AGE/SEX: 1YR/MALE		NET AMOUNT	
CATEGORY: GENERAL		SERVICE: IPD		100.00	
CR No: 98182300478233		PAYMENT DT: 29-JUL-2024 07:13		15.00	
ADM DATE: 29-JUL-2024 02:26		FINAL DT: 29-JUL-2024 07:13		2250.00	
DEPARTMENT/WARD: PEDIATRIC HAEMATOLOGY/TROLLY BED WARD		BILL No: 9818424005544/1		25.00	
		IPD No: 98182300478233		25.00	
1	SERVICE	RATE	QTY		100.00
2	CBC	15.00	1		15.00
3	POTASSIUM (K)	250.00	1		250.00
4	BED CHARGES	25.00	1		25.00
5	S. BILIRUBIN-TOTAL	25.00	1		25.00
6	SOFT	25.00	1		25.00
7	SPOT URINE	25.00	1		25.00
8	SODIUM (NR)				25.00
				TOTAL CHARGES	2475.00
				DISCOUNT AMOUNT	0.00
				OVERHEAD (5%) CHARGES	123.75
				GRAND TOTAL	2598.75

ADVANCE DETAILS			AMOUNT (IN RS.)
S NO.	DATE	PAY MODE	
1	29-JUL-2024	CASH	250.00
2	29-JUL-2024	CASH	300.00
TOTAL ADVANCE			550.00
NET AMOUNT NOT RECEIVED			2048.75

PAID AMOUNT IN WORDS: TWO THOUSAND ONLY

MODE OF PAYMENT: CASH

PAYMENT DETAILS: CASH (AMT: 2000.00)

Emg Bill Att 4
(Name & Signature)

Emg Bill Att 4
(Name & Signature)

BILL PREPARED BY

Emg Bill Att 4
(Name & Signature)

BILL PREPARED BY

(Name & Signature)

Dr. Executive/Dr. Manager/Dr. Accountant


DEPARTMENT OF PATHOLOGY

POST GRADUATE INSTITUTE OF CHILD HEALTH SECTOR 30 NOIDA UP

Name : SUBAAN ALI 1 YR	Patient ID : PHG- 9272
Birth Date : _____	Gender : M
Doctor : NITA	Sample ID : AUTO_05290
Comments : CBC	Mode : DIF WB Group : DEFAULT
	EDITED

Operator ID : **MH** Date : **29/07/2024 16:39** Rack/Pos : **010605** Seq# : **5776**

Results	Flags	Units	Normal Limits
WBC		$\times 10^9/\mu\text{L}$	4.0 / 12.0
LYM%		%	25.0 / 50.0
MON%		%	2.0 / 10.0
NEU%		%	50.0 / 80.0
EOS%		%	0.0 / 5.0
BAS%		%	0.0 / 2.0
ALY%		%	0.0 / 100.0
LYM#		$\times 10^9/\mu\text{L}$	1.0 / 5.0
MON#		$\times 10^9/\mu\text{L}$	0.1 / 1.0
NEU#		$\times 10^9/\mu\text{L}$	2.0 / 8.0
EOS#		$\times 10^9/\mu\text{L}$	0.0 / 0.4
BAS#		$\times 10^9/\mu\text{L}$	0.0 / 0.2
ALY#		$\times 10^9/\mu\text{L}$	0.0 / 150.0
IMM#		$\times 10^9/\mu\text{L}$	0.0 / 150.0
RBC		$\times 10^{12}/\mu\text{L}$	4.00 / 6.20
HGB		g/dL	11.0 / 17.0
HCT		%	35.0 / 55.0
MCV		fL	80.0 / 100.0
MCH		pg	26.0 / 34.0
MCHC		g/dL	31.0 / 35.5
RDW-CV		%	10.0 / 16.0
RDW-SD		fL	37.0 / 47.8
PLT		$\times 10^9/\mu\text{L}$	150 / 400
MPV		fL	7.0 / 11.0
PDW		%	0.200 / 0.500
PLCR		%	12.0 / 42.0
PLCC		$\times 10^9/\mu\text{L}$	13 / 329



Pathology Information :

Pathology Remarks :

SIGN & SEAL

PRINTED ON : 29/07/2024 16:33	BY : MH	SERIAL NUMBER : 710903-000056	
CYCLE : N	ALY, IMM, PCT, PDW, PLCC, and PLCR for Research Use Only	OPERATOR	SOFT VERSION : VS 5.1-001



DEPARTMENT OF PEDIATRIC HEMATOLOGY ONCOLOGY
POST GRADUATE INSTITUTE OF CHILD HEALTH
NOIDA

CASE SUMMARY

Subhasr Ali 1 year old boy, k/c/o Alveolar rhabdomyosarcoma stage IV. Child was admitted for IVA cycle 8.

DEVELOPMENTAL HISTORY: Developmentally normal

PAST HISTORY: on chemotherapy

EXAMINATION

On admission, febrile, BP-100/54, HR 102/min, RR 22/min, Pallor- no icterus, No LNE-
P/A: soft, BSC, No HSM, RS- b/l air entry good, CNS- no FND

HOSPITAL COURSE

Patient is a k/c/o case of Alveolar rhabdomyosarcoma came for IVA cycle 8. Chemotherapy started on 11/7/24. Child tolerated chemotherapy well. At present, afebrile, hemodynamically stable planned for discharge and follow up in PHO OPD.

PROCEDURES: -nil-

INVESTIGATIONS: CBC/SGPT/Creatinine

TREATMENT GIVEN: - Chemotherapy/symptomatic management

Senior resident
Dr Adhyati

Fellow in PHO
Dr Hari/Dr Eby/Dr Sudipto

Consultant-in-charge
Dr Nita / Dr Archit/ Anuj/ Dr Silky

Department of Pediatric Hematology Oncology,
PGICH, Noida



DEPARTMENT OF PEDIATRIC HEMATOLOGY ONCOLOGY
POST GRADUATE INSTITUTE OF CHILD HEALTH
NOIDA

NAME: SubhaanAli

DOA: 10/07/24

Weight: 9.5 kg

AGE: 1 years

DOD: 15/07/24

Ht: 92 cm

SEX: Male

CRNO: 981162300479272

BSA: 0.49 m²

DIAGNOSIS:

Alveolar Rhabdomyosarcoma, Very high risk group H

Admitted on IVA cycle 8

Discharged on IVA cycle 8 Day 5

DISCHARGE ADVICE:

- Tab Clotrimoxazole (160mg) 1/3 tab PO once a day (M/W/F)
- Clotrimoxazole mouth paint 1 drop three times a day
- Avoid crowded places
- In case of fever / difficulty in breathing / severe pain / vomiting / tiredness to come emergency
- Review in Department of PHO OPD on 22/07/24 Room no 1, Specialized OPD, First floor, PGICH

Discharge counseled:

ADH
Senior resident
Dr Adhyati

Fellow in PHO
Dr Hari/Dr Eby/Dr Sudipto

Consultant-in-charge
Dr Nita / Dr Archi/ Anuj/ Dr Silky

Department of Pediatric Hematology Oncology,
PGICH, Noida

DEPARTMENT OF PEDIATRIC HEMATOLOGY ONCOLOGY
POST GRADUATE INSTITUTE OF CHILD HEALTH
NOIDA



POST GRADUATE INSTITUTE OF CHILD HEALTH (PGICH) NOIDA

SECTOR 30 NOIDA, NOIDA-201303, UTTAR PRADESH, INDIA

PHONE : 91202000000

BILLING SERVICES RECEIPT

IPD FINAL BILL (DETAILED)



NAME : SUJAN AD

CATEGORY : GENERAL

CR No. : 88162400478272

ADM DATE : 10-JUL-2024 12:18

DEPARTMENT/WARD : PAEDIATRIC HAEMATOONCOLOGY/PAEDIATRIC HEMATO ONCOLOGY DAYCARE WARD

AGE/SEX : 1 YR/MALE

SERVICE : IPD

PAYMENT DT. : 15-JUL-2024 19:38

FINALISE DT. : 15-JUL-2024 19:38

BILL No. : 88164240051396/1

IPD No. : 88162024007013

SN	SERVICE	RATE	QTY.	NET AMOUNT
1	BED CHARGES	250.00	6	1500.00
2	SALT(SOP)	35.00	1	35.00
3	S.BIN/BN TOTAL	35.00		35.00
4	S. CREATININE	55.00	1	55.00
5	CBC	165.00	1	165.00
TOTAL CHARGES :				1790.00
REBATE/DISCOUNT AMOUNT :				0.00
OVERHEAD (0%) CHARGES :				0.00
GRAND TOTAL :				1790.00

ADVANCE DETAILS

S NO.	DATE	PAY MODE	BILL NO.	AMOUNT (IN RS.)
1	10-JUL-2024	CASH	88164240049739/1	250.00
2	10-JUL-2024	CASH	88164240049741/1	250.00
TOTAL ADVANCE :				540.00
NET AMOUNT TO BE RECOVERED :				1250.00

PAID AMOUNT RUPEES (IN WORD) : ONE THOUSAND TWO HUNDRED FIFTY ONLY

MODE OF PAYMENT : CASH

PAYMENT DETAILS : CASH : (AMT:1250.00)

Emg Bill Adt 9

Emg Bill Adt 9

Emg Bill Adt 9

(Name & Signature)

(Name & Signature)

(Name & Signature)

BILL GENERATED BY

BILL PREPARED BY

BILL PRINTED BY

(Name & Signature)

Sr. Executive/Dy. Manager Medical Accounts



2)

DEPARTMENT OF PATHOLOGY

POST GRADUATE INSTITUTE OF CHILD HEALTH SECTOR 20 NOIDA UP

Name: SUBARAJ 1Y Patient ID: OPD-79272
 Birth Date: Doctor: DR NITA Gender: M Sample ID: AUTO_03570
 Comments: CBC Mode: DIF WB Group: DEFAULT
 Operator ID: MH Date: 10/07/2024 13:19 Rack/Pos.: 010702 Seq#: 3999

Results	Flags	Units	Normal Limits
WBC		$\times 10^9/\mu\text{L}$	4.0 / 12.0
LYM%	21.7	%	25.0 / 50.0
MON%	7.1	%	2.0 / 10.0
NEU%	66.0	%	50.0 / 80.0
EOS%	0.8	%	0.0 / 5.0
BAS%	0.4	%	0.0 / 2.0
PLT%	6.0	%	0.0 / 100.0
LYM#	0.1	$\times 10^9/\mu\text{L}$	0.0 / 100.0
MON#	1.1	$\times 10^9/\mu\text{L}$	1.0 / 5.0
NEU#	0.5	$\times 10^9/\mu\text{L}$	0.1 / 1.0
EOS#	3.2	$\times 10^9/\mu\text{L}$	2.0 / 8.0
BAS#	0.0	$\times 10^9/\mu\text{L}$	0.0 / 0.4
PLT#	0.0	$\times 10^9/\mu\text{L}$	0.0 / 150.0
HGB	0.0	$\times 10^9/\mu\text{L}$	0.0 / 150.0
RBC	2.86	$\times 10^6/\mu\text{L}$	4.00 / 6.20
HCT	9.2	g/dL	11.0 / 17.0
HCT	29.4	%	35.0 / 55.0
MCV	104.2	fL	80.0 / 100.0
MCH	32.2	pg	26.0 / 34.0
MCHC	30.9	g/dL	31.0 / 35.5
RDW-CV	15.4	%	10.0 / 16.0
RDW-SD	37.4	fL	37.0 / 47.8
PCT	105	$\times 10^9/\mu\text{L}$	150 / 400
PCT	9.8	fL	7.0 / 11.0
PLCR	0.103	%	0.200 / 0.500
PLCC	11.5	%	10.0 / 18.0
PLCR	17.5	%	12.0 / 42.0
PLCC	18	$\times 10^9/\mu\text{L}$	13 / 129



Pathology Information :

Pathology Remarks :

M.H.
SIGN & SEAL

PRINTED ON: 10/07/2024 13:38 RT: MH SERIAL NUMBER: 710923-00056
 OPERATOR: SOFT VERSION: V0.5.1-001



DEPARTMENT OF PEDIATRIC HEMATOLOGY ONCOLOGY
POST GRADUATE INSTITUTE OF CHILD HEALTH
NOIDA

CASE SUMMARY

Subhaan ali 1 year old boy, k/c/o Alveolar rhabdomyosarcoma stage IV. Child was admitted for cycle 7 chemotherapy.

DEVELOPMENTAL HISTORY: Developmentally normal

PAST HISTORY: on chemotherapy

EXAMINATION

On admission, afebrile, BP-92/56, HR 100/min, RR 24/min, Pallor-, no icterus, No LNE-
P/A: soft, BS+, No HSM, RS- b/l air entry good, CNS- no FND


HOSPITAL COURSE

Child was admitted and evaluated. Admission CBC (Hb-9.6/TLC-4300/ANC-1600/PLT-1.169Lac). Started on chemotherapy according to cycle 7IVA protocol. Child tolerated chemo well. Inj. PEG GCSF given on 25/06/24. At present, he is hemodynamically stable planned for discharge and follow up in PHO OPD.

PROCEDURES: - Nil

INVESTIGATIONS: CBC

TREATMENT GIVEN: - chemotherapy/ symptomatic management


Dr Kshitij
Junior resident

Dr Eby/Dr Hari
IAP Fellow in PHO
Department of Pediatric Hematology Oncology,
PGICH, Noida

Dr Nita / Dr Archit/Dr Silky/Dr Anuj
Consultant- In charge



DEPARTMENT OF PEDIATRIC HEMATOLOGY ONCOLOGY
POST GRADUATE INSTITUTE OF CHILD HEALTH

CASE SUMMARY

Subhaan ali 1 year old boy, k/e/o Alveolar rhabdomyosarcoma stage IV. Child was admitted for fever and symptoms of URI.

DEVELOPMENTAL HISTORY: Developmentally normal

PAST HISTORY: on chemotherapy

EXAMINATION

On admission, febrile, BP-90/54, HR 100/min, RR 24/min, Pallor-, no icterus, No LNE-
P/A: soft, BS+, No HSM, RS- h/air entry good, CNS- no FND

HOSPITAL COURSE

Patient is a k/e/o case of Alveolar rhabdomyosarcoma came with fever for 1 day. Started on i.v. antibiotics. Admission CBC (Hb-10.4/TLC-11300/ANC-6800/PLT-119Lac). Blood c/s- sterile. At present,afebrile, hemodynamically stable planned for discharge and follow up in PHO OPD.

PROCEDURES: -

INVESTIGATIONS: CBC, Blood c/s

TREATMENT GIVEN: i.v. antibiotic and symptomatic management

Kshitij
Dr Kshitij
Junior resident

Dr Eby/Dr Hari
IAP Fellow in PHO
Department of Pediatric Hematology Oncology,
PGICH, Noida

Dr Nita / Dr Archit/Dr Silky/Dr Anuj
Consultant- In charge



**DEPARTMENT OF PEDIATRIC HEMATOLOGY ONCOLOGY
POST GRADUATE INSTITUTE OF CHILD HEALTH
NOIDA**

CASE SUMMARY

Subham ali 1 year old boy, k/e/o Alveolar rhabdomyosarcoma stage IV. Child was admitted for IVA cycle V chemotherapy. He was asymptomatic at admission

DEVELOPMENTAL HISTORY: Developmentally normal

PAST HISTORY: on chemotherapy

EXAMINATION

On admission, afebrile, BP-92/54, HR 102/min, RR 24/min, Pallor-, no icterus, No LNE- P/A: soft, BS+, No HSM, RS- hd air entry good, CNS- no FND

HOSPITAL COURSE

Patient is a k/e/o case of Alveolar rhabdomyosarcoma and was started on chemotherapy IVA cycle 5 on (9/5). Admission CBC(Hb-10.4/TLC-4790/ANC-2850/PLT-2.5Lac). Peg-GCSF was given on 12/05/24. Last CBC on Day 10 (18/05)- (Hb-10.4/TLC-11000/ANC-6570/PLT-94K). The patient tolerated chemotherapy well. Child is currently afebrile hemodynamically stable planned for discharge and follow up in PHO OPD.

PROCEDURES: -

INVESTIGATIONS: CBC, SGPT and creatinine

TREATMENT GIVEN: Chemotherapy and symptomatic management

Dr Shivangi
Junior resident

Sub
Dr Eby/Dr Hari
IAP Fellow in PHO
Department of Pediatric Hematology Oncology,
PGICH, Noida

Dr Nita / Dr Archit/Dr Silky/Dr Anuj
Consultant- In charge



DEPARTMENT OF PEDIATRIC HEMATOLOGY ONCOLOGY
POST GRADUATE INSTITUTE OF CHILD HEALTH
NOIDA

NAME: Subhaan ali
DOA: 8/05/24
Weight: 9.8 kg

AGE: 1 years
DOD: 18/05/24
Ht-74 cm

SEX: Male
CRNO: 981162300479272
BSA- 0.44 m²

DIAGNOSIS:

Alveolar Rhabdomyosarcoma, Very high risk group H

Admitted for IVA cycle 5

Discharged on IVA cycle 5 Day 10

DISCHARGE ADVICE:

- Syrup Clotrimoxazole (40mg/5ml) 6 ml once a day (M/W/F)
- Clotrimoxazole mouth paint 1 drop three times a day
- Syrup Lactulose 10 ml HS
- Avoid crowded places
- In case of fever / difficulty in breathing / severe pain / vomiting / tiredness to come emergency
- Review in Department of PHO OPD on 22/05/24 Room no 1, Specialized OPD, First floor, PGICH

Discharge counseled:

Dr Shiyangi
Junior resident

Dr Eby/Dr Hari
IAP Fellow in PHO
Department of Pediatric Hematology Oncology,
PGICH, Noida

Dr Nita / Dr Archit/Dr Silky/Dr Anuj
Consultant- In charge



**DEPARTMENT OF PEDIATRIC HEMATOLOGY ONCOLOGY
POST GRADUATE INSTITUTE OF CHILD HEALTH
NOIDA**

CASE SUMMARY

Subhaan ali 1 year old boy, k/c/o Alveolar rhabdomyosarcoma stage IV. Child was admitted for IVADo cycle IV chemotherapy. He was asymptomatic at admission

DEVELOPMENTAL HISTORY: Developmentally normal

PAST HISTORY: Not significant

EXAMINATION

On admission, afebrile, BP-92/54, HR 102/min, RR 24/min. Pallor-, no icterus, No LNE-
P/A: soft, BS+, No HSM, RS- b/l air entry good, CNS- no FND

HOSPITAL COURSE

Patient is a k/c/o case of Alveolar rhabdomyosarcoma and was started on chemotherapy IVADo cycle 4. Admission CBC(Hb-11.5/TLC-4980/ANC-2300/PLT-1.86Lac).Peg-GCSF was given on 19/04/024. Last CBC on Day 7 (22/04)- (Hb-10.3/TLC-3890/ANC-2980/PLT-55K).The patient tolerated chemotherapy well. Afebrile hemodynamically stable planned for discharge and follow up in PHO OPD.

PROCEDURES: - -

INVESTIGATIONS: CBC, SGPT and creatinine

TREATMENT GIVEN: - Chemotherapy and symptomatic management

Dr Prafful
Junior resident

Dr Eby/Dr Hari
IAP Fellow in PHO
Department of Pediatric Hematology-Oncology,
PGICH, Noida

Dr Nita / Dr Archit/Dr Silky/Dr Anuj
Consultant- In charge



DEPARTMENT OF PEDIATRIC HEMATOLOGY ONCOLOGY
POST GRADUATE INSTITUTE OF CHILD HEALTH
NOIDA

CASE SUMMARY

Subhan Ali, a 1-year-old male K/C/O Alveolar Rhabdomyosarcoma completed 3 cycles of IVADO. Child currently presented with the complaint of fever for 1 day and Oral ulcers.

DEVELOPMENTAL HISTORY: Developmentally normal

PAST HISTORY: Alveolar Rhabdomyosarcoma on chemotherapy

EXAMINATION

On admission, febrile, HR 152/min, RR 28/min, BP: 98/56mmHg, P/A: soft, BS+ noHSM+, CVS-normal +, RS-normal +, CNS- no FND.

HOSPITAL COURSE

The patient was admitted with a complaint of fever. Admission CBC was Hb: 10.3, TLC: 1350, ANC: 331, Plt: 15.8K. IV antibiotics and supportive care was given as per febrile neutropenia protocol. Blood culture was sent which was sterile. Gradually fever subsided, iv antibiotics were stopped after 3 days.

MRI neck was done as a part of response evaluation post 3 cycles of IVADO, which was suggestive of ill-defined enhancing soft tissue lesion in myofacial planes of right suboccipital region, right para spinal region of cervical spine which is extending inferiorly to C7 and there were few subcentimetric lymph nodes in b/l cervical region level 2. Pediatric surgery opinion was taken, ivo no palpable mass benefit of surgery was less and hence advised for local radiotherapy.

Currently child is hemodynamically stable, afebrile, accepting orally, hence child is being discharged with advice to followup in PHO OPD.

PROCEDURES:

NIL

INVESTIGATIONS:

CBC, Blood culture, KFT,

TREATMENT GIVEN:

IVAntibiotics (Cefoperazone3 days)/Supportive care

Junior resident

Dr Jai

IAP Fellow

Dr Eby/ Dr Hari

Consultant-in-charge

Dr Nita/ Dr Archit/Dr Silky/Dr Anuj

Department of Pediatric Hematology Oncology,
PGICH, Noida



POST GRADUATE INSTITUTE OF CHILD
HEALTH, SECTOR-30, NOIDA

2-Duckout

ECHOCARDIOGRAPHY REPORT

NAME: Subananda	DATE: 16/4/24
CR NO/ UHID: 479272	WARD/OPD: P10
DOB/AGE: 14	DOCTOR: DR. RAGINI DWIVEDI
SEX: M	INDICATION:

Abdominal Situs: Solitus

Cardiac Position: Levocardia

Systolic Veins:

Pulmonary Veins:

AV Connection: concordance

VA Connection: concordance

Ventricular Loop:

ATRIA

VENTRICLES

Left Atrium: J(N) size

Left Ventricle: J(N) size

Right Atrium:

Right Ventricle:

LV AND RV FUNCTION: LVEF 60%

SEPTAE

Interventricular Septum: J contact

AV VALVES

SEMILUNAR VALVES

Mitral Valve: J contact (N) echo

Aortic Valve: J (N) echo

GHATE ARTERIES:

Pulmonary Artery:

AORTA:
Arch: L-sided

PDA: Absent

IMP

(N) Study

DR. RAGINI DWIVEDI
MBBS, MD
DM(CARDIOLOGY) CONSULTANT
INTERVENTIONAL CARDIOLOGIST

13/02/24 (N)
101 - 9.2019
Age: 1y 1m

(34)

Subaan Ali

Atvetax RMS

VHR

IVADO Gile 2 Ag 0.5g

Remained ok
no fever

neck mildly exposed

NO HSM

(N)

(22)

08 MAR 2024

107 - 8.916g

Atv. RMS

VHR SpSSh

due for wk 7 AXO

child better
mass resolving

CBC
SgPT/Creat
~~then admission~~

Admit in P10 grade

Subaan Ali

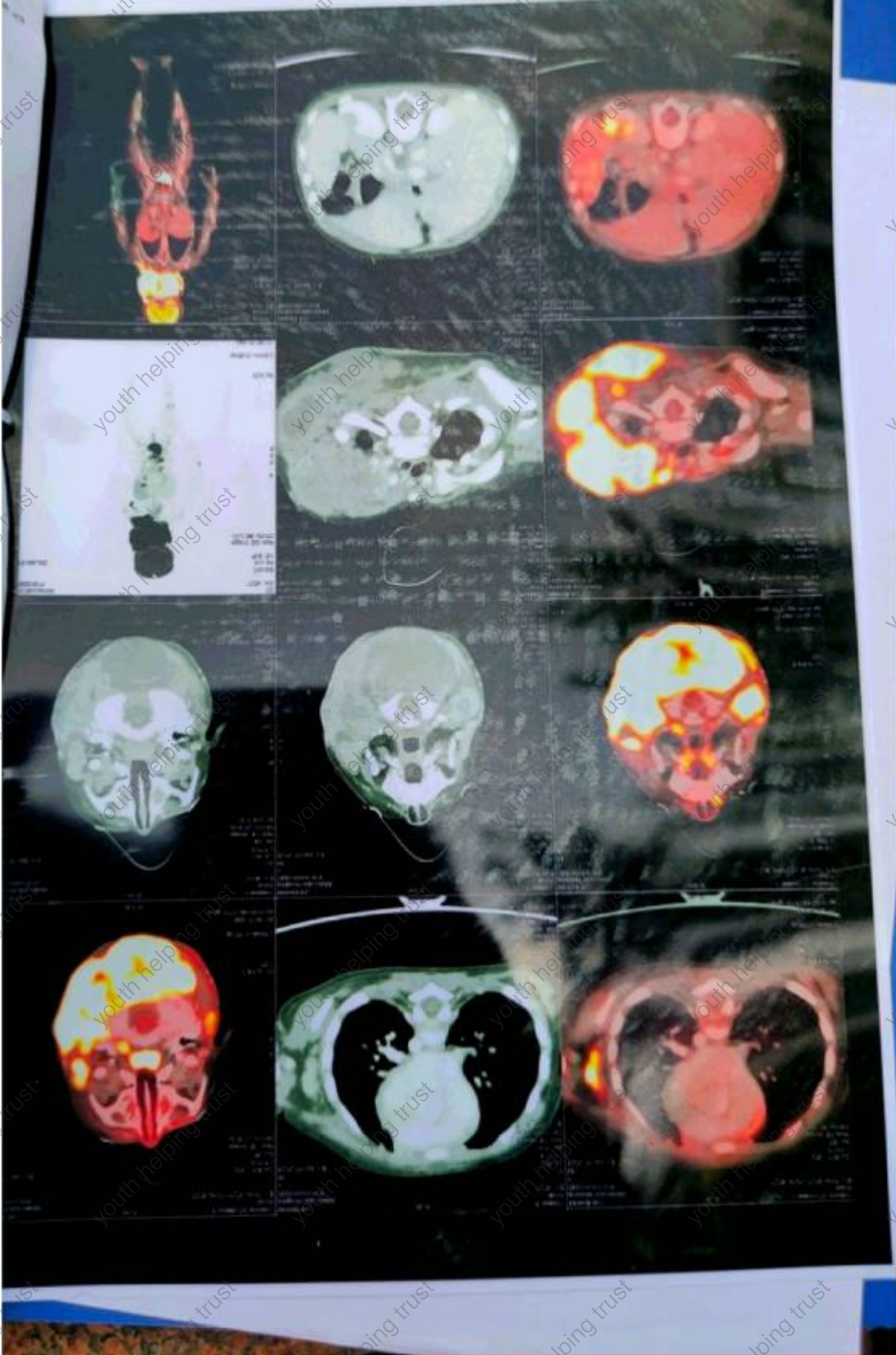
Admit in P10 grade

CBC / SgPT / Creat

Doxomycin

to be checked after CBC

plan POT CT after
3wks



भारत सरकार
Government of India



नवील अहमद
Navil Ahmad
जन्म तिथि / DOB : 01/01/1994
पुरुष / Male



88 12

आधार - आम आदमी का अधिकार

यूनाइटेड इडेंटिफिकेशन ऑथोरिटी ऑफ इंडिया
Unique Identification Authority of India

पता
इकाई: श्री शाकिन, भगवानपुर रानी,
सुबेदार, सोहरा, बिजनौर, उत्तर
प्रदेश, 246746

Address:
S/O: Mou. Shaikin, Bhagwanpur
rani, Seohara, Seohara, Bijnor
Uttar Pradesh, 246746

88 12

1800 300 1947 help@uidai.gov.in www.uidai.gov.in